



# SUSTAINABILITY **AUTOMATED**

AI-POWERED PLATFORM FOR DECARBONIZATION  
AND ESG RISK MANAGEMENT





# WHO WE ARE

We are a leading **Climate-Tech start-up** based in the UAE with a mission to **Close the Climate Action Gap** and help businesses achieve **Net Zero & Sustainability Leadership**.



**VIVEK TRIPATHI**  
CO-FOUNDER & CEO

IIT, 17 yrs+ exp. in strategy, sales and business transformation.



**JESSICA SCOPACASA**  
CO-FOUNDER & CMO

MIT, GWU, 13 yrs+ exp. in brand reputation and sustainability strategy.



**KAPIL GAHLOT**  
CHIEF TECHNOLOGY OFFICER

IIT, IIM with 20 yrs+ exp. in tech and product development



## WE HAVE WORKED WITH...



## OUR RECOGNITIONS...



# THE CHALLENGE

The hospitality industry is responsible for about 3% of the global carbon footprint. (UNWTO)

The industry must reduce carbon emissions by 66% per room by 2030 and 90% by 2050 to prevent emissions from increasing with industry growth and meet the 1.5°C climate target. (World Sustainability Hospitality Alliance)

## PRESSURE IS MOUNTING ON HOSPITALITY TO ACHIEVE NET ZERO EMISSIONS, YET

# 90%

of businesses are unable to measure their emissions

# 86%

of businesses fail to reduce their targeted emissions

- Complex and Fragmented Data Collection
- Low Data Quality and Incomplete Measurements Affect Compliance
- Limited Insight into Scope 3 Emissions
- Difficulty in Identifying and Budgeting for Decarbonization Opportunities



# OUR SOLUTION

Solving the **Climate Action** Challenge with **Zero**



AI-powered Platform for end-to-end Emissions Management & ESG Reporting

- 1 Collect Data & Monitor Scope 1, 2, 3 Emissions
- 2 Measure & Analyse GHG Emissions
- 3 AI-driven Emissions Projections & Target Setting
- 4 Decarbonization Roadmap with budgeting
- 5 Supply chain Engagement & Decarbonization
- 6 Carbon Offsetting Marketplace
- 7 ESG Tracking & Reporting

**AED 127,757,500**  
My Total Invested Amount

**0.26** KG CO<sub>2</sub>e/AED  
My Avg. Carbon Emissions per AED invested

**3.61**  
Overall Data Quality Score  
A lower score is better

**0.25** KG CO<sub>2</sub>e/AED  
Weighted Average Carbon Intensity Value (WACI)

**Overall Emission** Export

1 Project

2 Listed

3 Comm

Upload your asset data through downloading a template file. Upload Data

**Investment Overview**

<p><b>Adani Power</b></p> <p>India</p> <p>Project Finance project</p>	<p>Industry Type: Electricity, gas, water supply</p> <p>Actual Output: 500</p>	<p>Initial Amount Invested: 37,459,500</p> <p>Revenue: --</p>	<p>Outstanding Amount: 33,052,500</p> <p style="text-align: center;"><span style="background-color: #00c8a3; color: white; padding: 5px 10px; border-radius: 5px;">Send Emission Survey</span></p>
<p><b>Knight Frank</b></p> <p>United Kingdom</p> <p>Commercial Real Estate</p> <p><small>Purchase/Refinance Commercial Real Estate</small></p>	<p>Industry Type: Real estate activities</p> <p>Actual Output: --</p>	<p>Initial Amount Invested: 73,450,000</p> <p>Revenue: --</p>	<p>Outstanding Amount: 66,105,000</p> <p style="text-align: center;"><span style="background-color: #00c8a3; color: white; padding: 5px 10px; border-radius: 5px;">Send Emission Survey</span></p>



# SEAMLESS DECARBONIZATION & SUSTAINABILITY

## AI DRIVEN

- Seamless Data Collection & Project Management
- Reading and extracting relevant data from documents
- Built-In Access to Top Databases
- Machine Learning for improved accuracy
- Decision Intelligence for scenario analysis
- Real-time monitoring for data-driven decisions



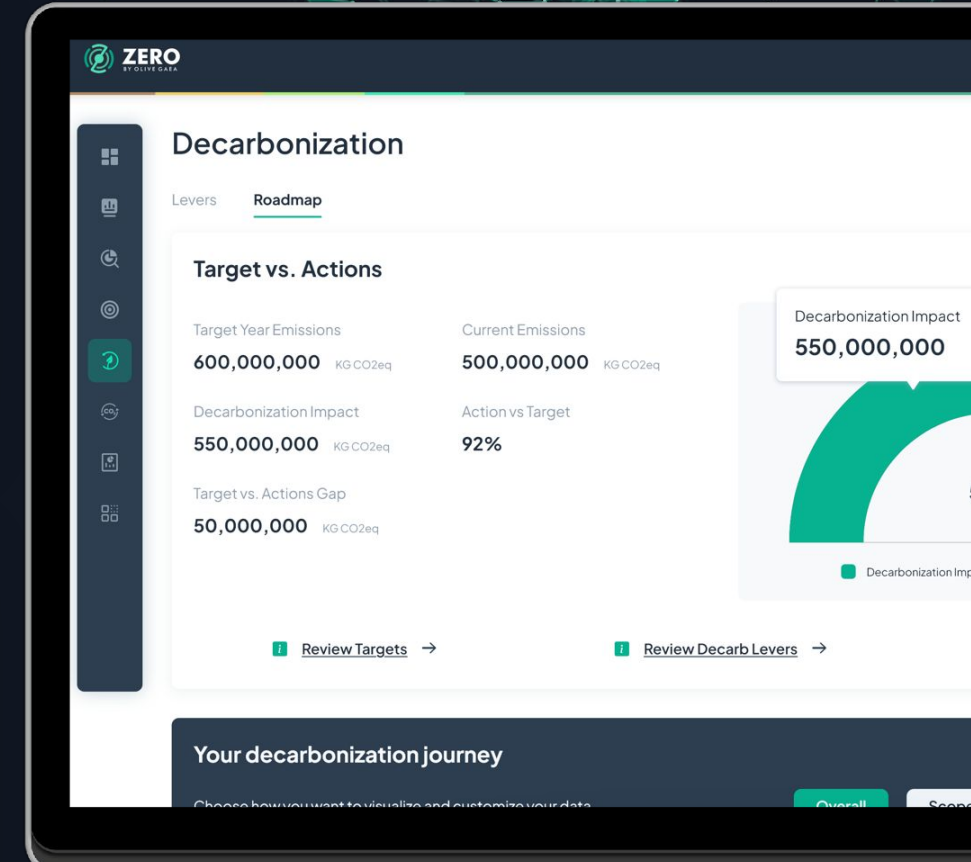
### INTEGRATION CAPABILITIES

API integration with ERPs for automated data extraction.



### DEPLOYMENT CAPABILITIES

Flexible Deployment: Cloud, Client Cloud, or On-Premise



# OUR MARKET

Targeting a growing & yet untapped market of Large and SMEs in EMEA – APAC

Climate tech market will reach **\$1.4 trillion** in 5 years  
B2B Carbon Management SaaS market doubling up to **\$21 billion** in the next 5 years

(SOURCE: PITCHBOOK)

**\$21 BILLION**  
**Total Addressable Market (TAM)**

Global

**\$723 MILLION**  
**Serviceable Available Market (SAM)**

Subset of TAM; students with internet access eligible for online educational services.

**\$65 MILLION**  
**Service Obtainable Market (SOM)**

CUMULATIVE EMEA + APAC (1-5 YEARS)

# LEADING IMPACT & INNOVATION



## BEYOND CARBON AND ESG REPORTING

INNOVATION

AI driven data acquisition

Biodiversity Impact

ESG Risk assessment

Net Zero Roadmap

Supply Chain Engagement

Portfolio Optimization

Carbon Accounting

Scope 3 Emissions

ESG Reporting

KEY COMPETITORS

IMPACT



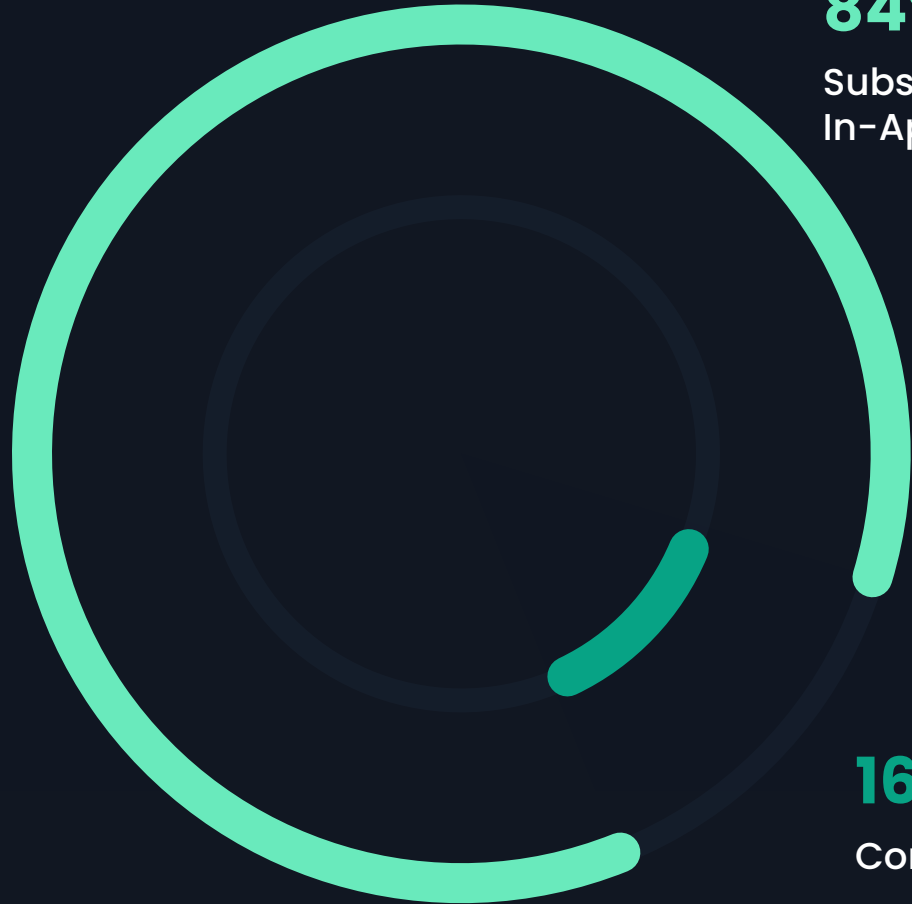
SINAI





# OUR BUSINESS MODEL & MARKET TRACTION

Onboarding existing Clients from Consulting to SaaS and Targeting New Customers across EMEA and APAC



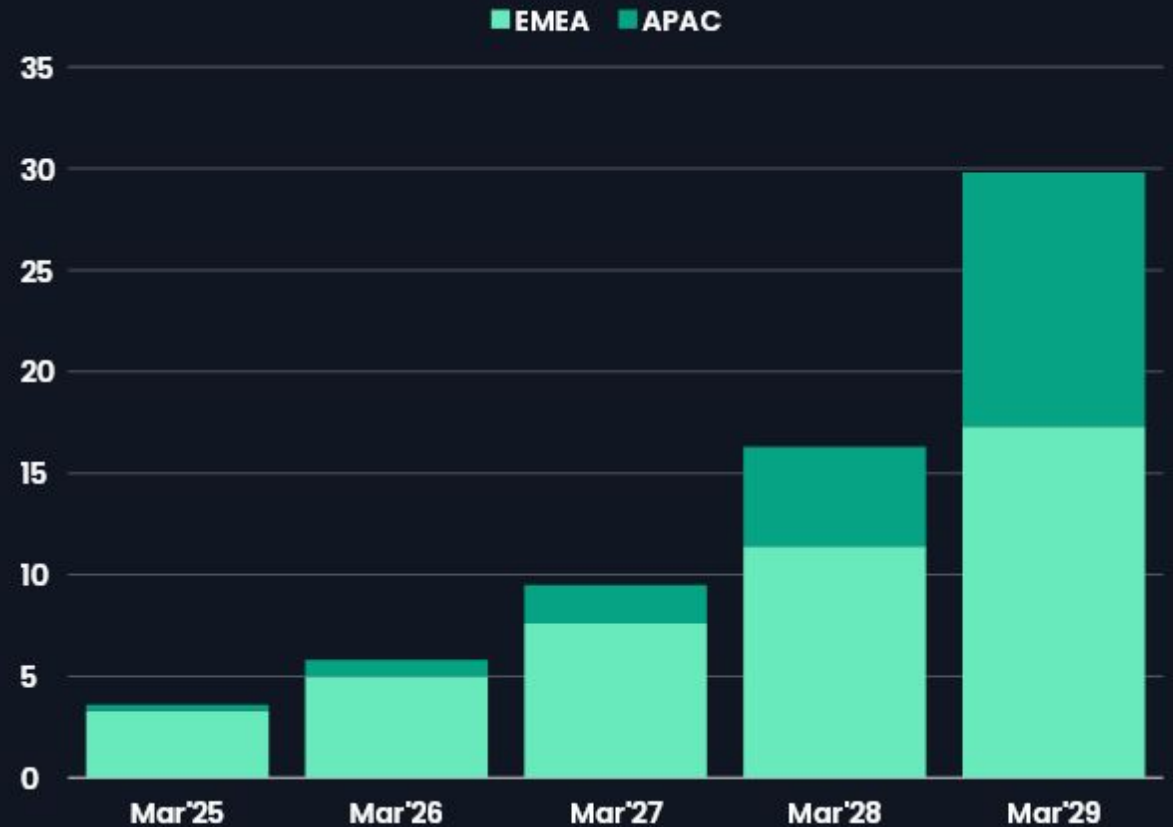
**84%**

Subscription &  
In-App Sales

**16%**

Consulting

REVENUE IN US\$ Million (5 YEAR FORECAST)



# TOWARDS SERIES A

Raising Bridge Round to fire-up marketing, build rockstar team, and outstanding product features



## GROWTH



- \$13 MILLION ARR /year
- Expand across EMEA and APAC
- Team expansion & Advisory board

## PRODUCT



- Complete ESG Suite and Benchmarking
- Compliance and Risk mitigation
- LCA builder

USE OF FUNDS

50% SALES & MARKETING

30% Team

20% Product Development



# ENABLING A NET ZERO FUTURE

For More Information Please

**CONTACT US**



**VIVEK TRIPATHI**

CO-FOUNDER & CEO

[vivek@olivegaea.com](mailto:vivek@olivegaea.com)



**JESSICA SCOPACASA**

CO-FOUNDER & CMO

[jessica.Scopacasa@olivegaea.com](mailto:jessica.Scopacasa@olivegaea.com)

[www.olivegaea.com](http://www.olivegaea.com)

